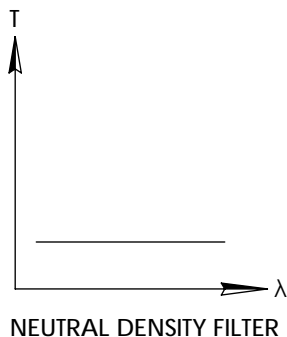
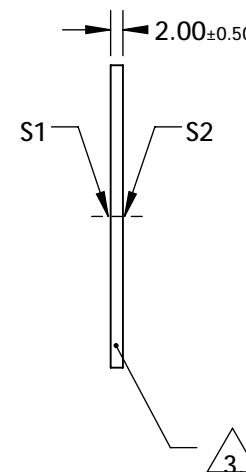
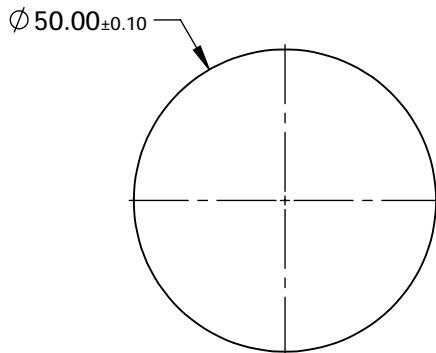



NOTES:

1. SUBSTRATE:
HOYA GLASS: ND-25
2. SURFACE S2 TO BE PARALLEL WITH SURFACE S1 TO WITHIN <0.02mm
3. FINE GRIND SURFACE
4. COATING SPECIFICATION:
S1 & S2:R(AVG) $\leq 0.5\%$ @ 600 - 1050nm
5. OPTICAL DENSITY: 0.5 +/-0.05 @400-700nm
6. TRANSMISSION (%): 32.0% AVERAGE FROM 400-700nm
7. ROHS COMPLIANT

FOR INFORMATION ONLY:
DO NOT MANUFACTURE
PARTS TO THIS DRAWING



SPECIFICATIONS SUBJECT TO CHANGE WITHOUT NOTICE
DIMENSIONS ARE FOR REFERENCE ONLY



	S1	S2	THIRD ANGLE PROJECTION		TITLE	0.5 OD, 50mm DIA., NIR I COATED, ABSORPTIVE ND FILTER	
SHAPE	PLANO	PLANO	ALL DIMS IN	mm	DWG NO	13185	SHEET 1 OF 1
SURFACE QUALITY	80-50	80-50					
BEVEL	PROTECTIVE AS NEEDED	PROTECTIVE AS NEEDED					