

NOTES:

**FOR INFORMATION ONLY:
DO NOT MANUFACTURE
PARTS TO THIS DRAWING**

1. SUBSTRATE
2. SURFACE S2 TO BE PARALLEL WITH SURFACE S1 TO WITHIN 5 arcsec
3. COATING (APPLY ACROSS COATING APERTURE)

PERFORMANCE SPECIFICATIONS:

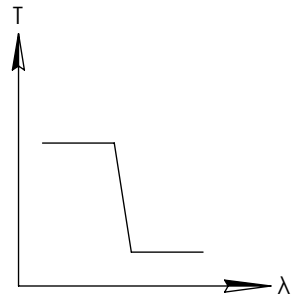
T(avg): >85% FROM 400 - 820nm FOR RANDOM POLARIZATION @ 45° AOI
 T(abs): >80% FROM 400 - 820nm FOR ALL POLARIZATIONS @ 45° AOI
 R(avg): >97% FROM 910 - 1110nm FOR RANDOM POLARIZATION @ 45° AOI
 R(abs): >95% FROM 910 - 1110nm FOR ALL POLARIZATIONS @ 45° AOI
 T(abs): = 50% 850nm @ 45° AOI

GDD: $80 \pm 30\text{fs}^2$ @ 440 - 820nm
 $120 \pm 80\text{fs}^2$ @ 410 - 820nm

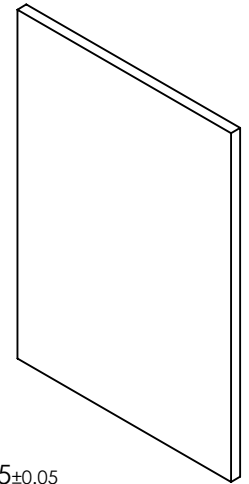
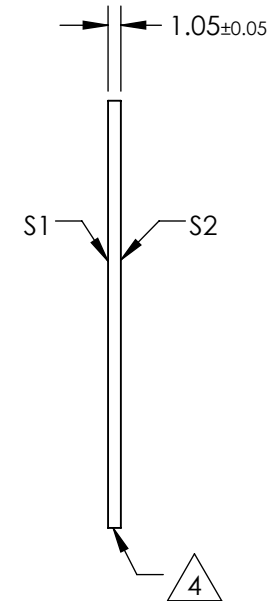
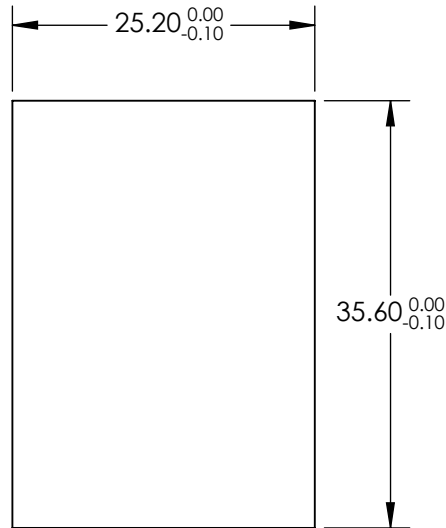
S1: HARD COATED
 S2: SINGLE LAYER MgF2

4. FINE GRIND SURFACE

5. POWER, IRREGULARITY, AND SURFACE QUALITY SPECIFICATIONS APPLY ACROSS CLEAR APERTURE
6. TRANSMITTED WAVEFRONT DISTORTION RMS@ 632.8nm $\leq \frac{1}{4} \lambda$
7. ROHS COMPLIANT



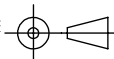
SHORTPASS FILTER



SPECIFICATIONS SUBJECT TO CHANGE WITHOUT NOTICE
 DIMENSIONS ARE FOR REFERENCE ONLY

	S1	S2
SHAPE	PLANO	PLANO
SURFACE QUALITY	40-20	40-20
CLEAR APERTURE	24.2 x 34.6	24.2 x 34.6
COATING APERTURE	24.2 x 34.6	24.2 x 34.6
BEVEL	PROTECTIVE AS NEEDED	PROTECTIVE AS NEEDED

THIRD ANGLE PROJECTION



ALL DIMS IN

mm

EO® Edmund Optics®

TITLE

850nm, 25.2 x 35.6mm, Low GDD Dichroic Shortpass Ultrafast Filter

DWG NO

14016

SHEET
1 OF 1