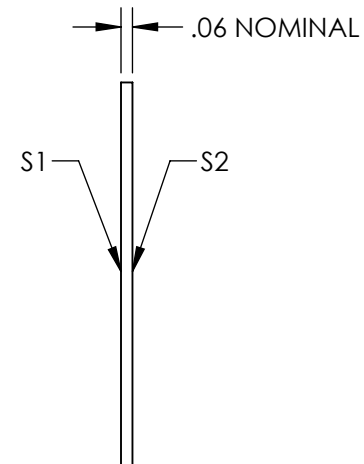
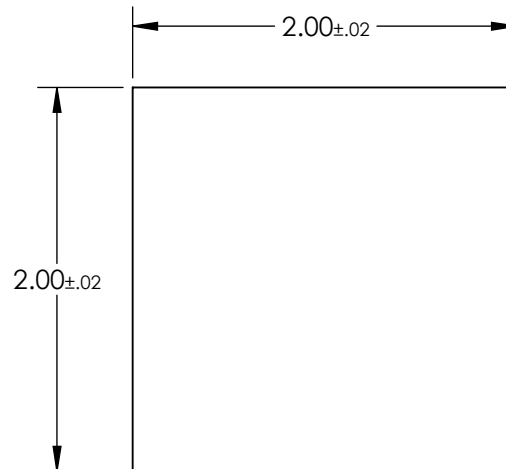
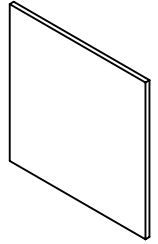


NOTES:

1. SUBSTRATE: FLOAT GLASS
2. LINE PAIR PATTERN: 120lp/mm
3. PARALLELISM:  
 LINE TO LINE:  $\leq 2$  ARCSEC  
 PATTERN TO SUBSTRATE:  $\pm 1^\circ$
4. COATING:  
 S1: VACUUM DEPOSITED CHROME, OD > 3.0  
 REFLECTION: 50%  $\pm$  5% @ 550nm  
  
 S2: NONE
5. RoHS: COMPLIANT



**FOR INFORMATION ONLY:  
 DO NOT MANUFACTURE  
 PARTS TO THIS DRAWING**

SPECIFICATIONS SUBJECT TO CHANGE WITHOUT NOTICE  
 DIMENSIONS ARE FOR REFERENCE ONLY

	VALUE
SHAPE	PLANO
SURFACE QUALITY	20-10
SURFACE FLATNESS	1 $\lambda$
BEVEL	PROTECTIVE AS NEEDED



ALL DIMS IN

in

**EO**® Edmund Optics®

TITLE

2" x 2" (120 lp/mm), Ronchi Ruling

DWG NO

62202

SHEET  
1 OF 1