

NOTES:

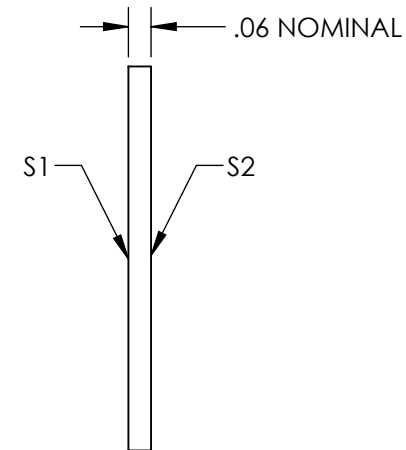
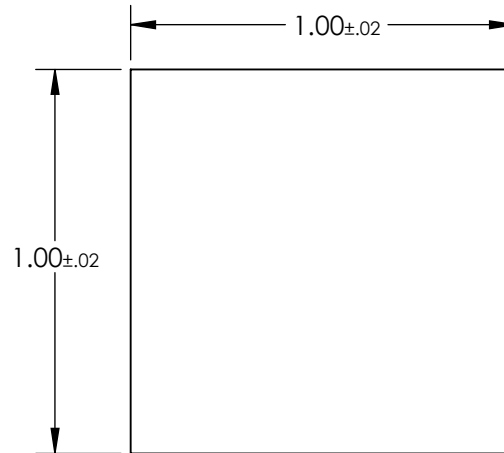
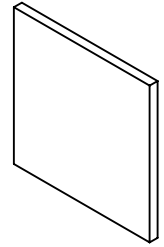
1. SUBSTRATE: FLOAT GLASS
2. LINE PAIR PATTERN: 120lp/mm
3. PARALLELISM:
 LINE TO LINE: ≤ 2 ARCSEC
 PATTERN TO SUBSTRATE: $\pm 1^\circ$

4. COATING:

S1: VACUUM DEPOSITED CHROME, OD > 3.0
 REFLECTION: 50% \pm 5% @ 550nm

S2: NONE

5. RoHS: COMPLIANT



**FOR INFORMATION ONLY:
 DO NOT MANUFACTURE
 PARTS TO THIS DRAWING**

SPECIFICATIONS SUBJECT TO CHANGE WITHOUT NOTICE
 DIMENSIONS ARE FOR REFERENCE ONLY

EO® Edmund Optics®

	VALUE
SHAPE	PLANO
SURFACE QUALITY	20-10
SURFACE FLATNESS	1 λ
BEVEL	PROTECTIVE AS NEEDED



ALL DIMS IN

in

TITLE	1" x 1" (120 lp/mm), Ronchi Ruling	
DWG NO	62201	SHEET 1 OF 1