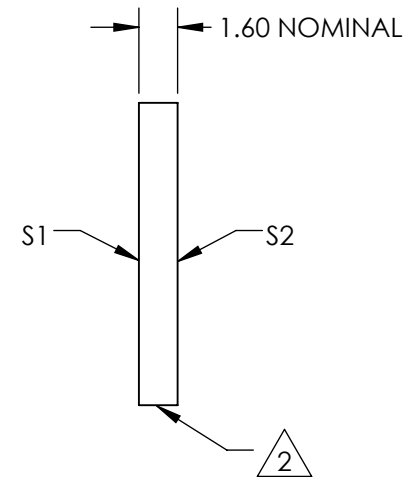
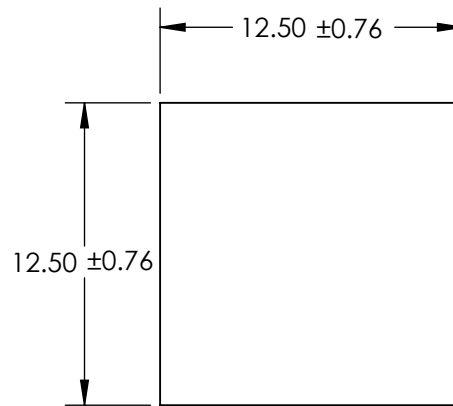
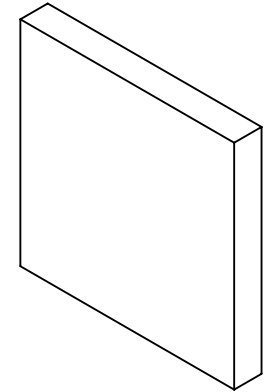


NOTES:

- 1. SUBSTRATE:  
FLOAT GLASS
- 2. EDGES CUT AND SEAMED
- 3. RoHS COMPLIANT



**FOR INFORMATION ONLY:  
DO NOT MANUFACTURE  
PARTS TO THIS DRAWING**

SPECIFICATIONS SUBJECT TO CHANGE WITHOUT NOTICE  
DIMENSIONS ARE FOR REFERENCE ONLY

**EO**® Edmund Optics®

	S1	S2	THIRD ANGLE PROJECTION		TITLE	12.5 x 12.5mm 220 GRIT GROUND GLASS DIFFUSER	
SHAPE	PLANO	PLANO			DWG NO	62617	SHEET
WAVELENGTH RANGE	350 - 2000nm	350 - 2000nm	ALL DIMS IN	mm			
BEVEL	PROTECTIVE AS NEEDED	PROTECTIVE AS NEEDED					