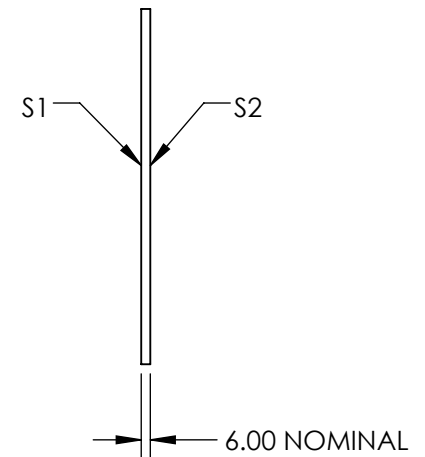
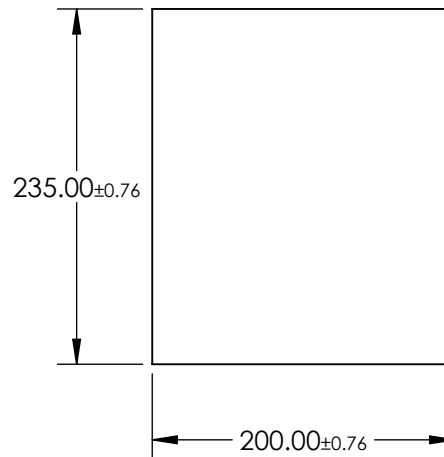
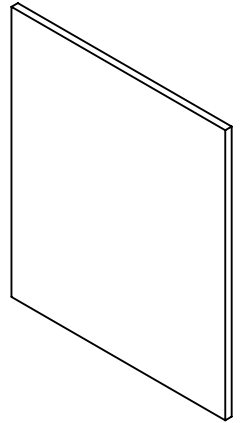


NOTES:

1. SUBSTRATE MATERIAL:  
FLOAT GLASS
2. COATING (APPLY ACROSS CLEAR APERTURE)  
  
S1: R(avg) >85% @ 400 - 700nm  
  
S2: NONE
3. ROHS COMPLIANT

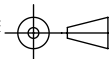


**FOR INFORMATION ONLY:  
DO NOT MANUFACTURE  
PARTS TO THIS DRAWING**

SPECIFICATIONS SUBJECT TO CHANGE WITHOUT NOTICE  
DIMENSIONS ARE FOR REFERENCE ONLY

REV. A	S1	S2
SHAPE	PLANO	PLANO
ANGLE OF INCIDENCE	45°	NONE
SURFACE QUALITY	80-50	80-50
SURFACE FLATNESS	4 - 6λ	4 - 6λ
BEVEL	PROTECTIVE AS NEEDED	PROTECTIVE AS NEEDED

THIRD ANGLE  
PROJECTION



ALL DIMS IN

mm



TITLE	200 x 235mm, 4-6λ Mirror	
DWG NO	32358	SHEET 1 OF 1