

NOTES:

1. SUBSTRATE MATERIAL:  
N-BK7

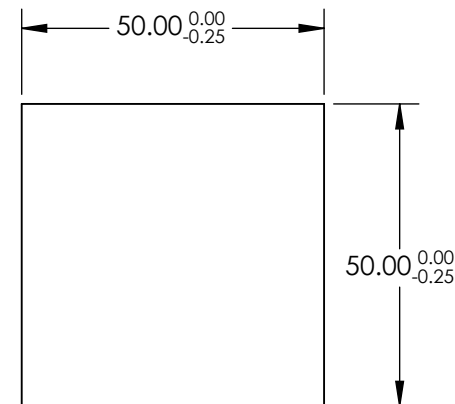
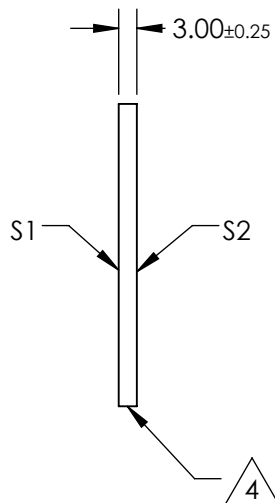
2. ROHS COMPLIANT

3. COATING (APPLY ACROSS CLEAR APERTURE)

S1: 80% R  $\pm 5\%$  @ 550nm  
20% T  $\pm 5\%$  @ 550nm

S2: AR R(avg)  $\leq 1\%$ , R(abs)  $\leq 2\%$  @ 700 - 1100nm

4. CUT WITH 0.25mm MAXIMUM EDGE CHIP

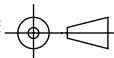


**FOR INFORMATION ONLY:  
DO NOT MANUFACTURE  
PARTS TO THIS DRAWING**

SPECIFICATIONS SUBJECT TO CHANGE WITHOUT NOTICE  
DIMENSIONS ARE FOR REFERENCE ONLY

REV. A	S1	S2
SHAPE	PLANO	PLANO
ANGLE OF INCIDENCE	45°	45°
SURFACE QUALITY	60-40	60-40
SURFACE FLATNESS	1λ	1λ

THIRD ANGLE PROJECTION



ALL DIMS IN

mm

**EO**® Edmund Optics®

TITLE

50 x 50mm, 80 R/20 T, PLATE BEAMSPLITTER

DWG NO

68430

SHEET  
1 OF 1