

NOTES:

1. SUBSTRATE MATERIAL:  
N-BK7

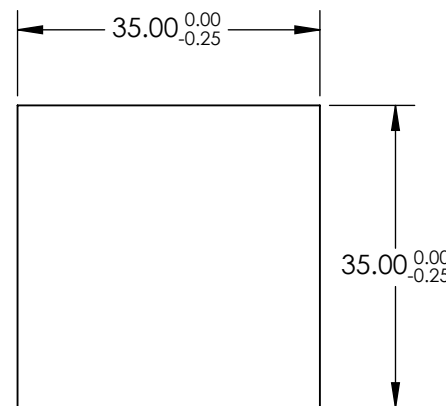
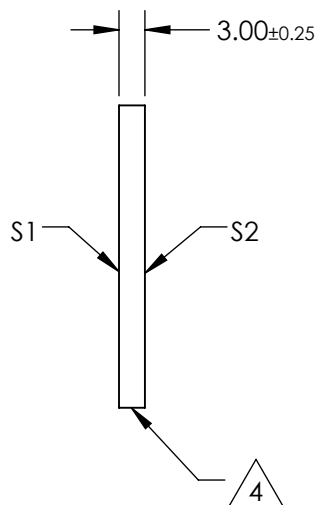
2. ROHS COMPLIANT

3. COATING (APPLY ACROSS CLEAR APERTURE)

S1: 60% R  $\pm$ 5% @ 550nm  
40% T  $\pm$ 5% @ 550nm

S2: AR R(avg)  $\leq$ 1%, R(abs)  $\leq$ 2% @ 400 - 700nm

4. CUT WITH 0.25mm MAXIMUM EDGE CHIP

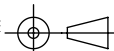


**FOR INFORMATION ONLY:  
DO NOT MANUFACTURE  
PARTS TO THIS DRAWING**

SPECIFICATIONS SUBJECT TO CHANGE WITHOUT NOTICE  
DIMENSIONS ARE FOR REFERENCE ONLY

REV. A	S1	S2
SHAPE	PLANO	PLANO
ANGLE OF INCIDENCE	45°	45°
SURFACE QUALITY	60-40	60-40
SURFACE FLATNESS	1λ	1λ

THIRD ANGLE  
PROJECTION



ALL DIMS IN

mm

**EO**® Edmund Optics®

TITLE

35 x 35mm, 40 R/60 T, PLATE BEAMSPLITTER

DWG NO

68409

SHEET  
1 OF 1