


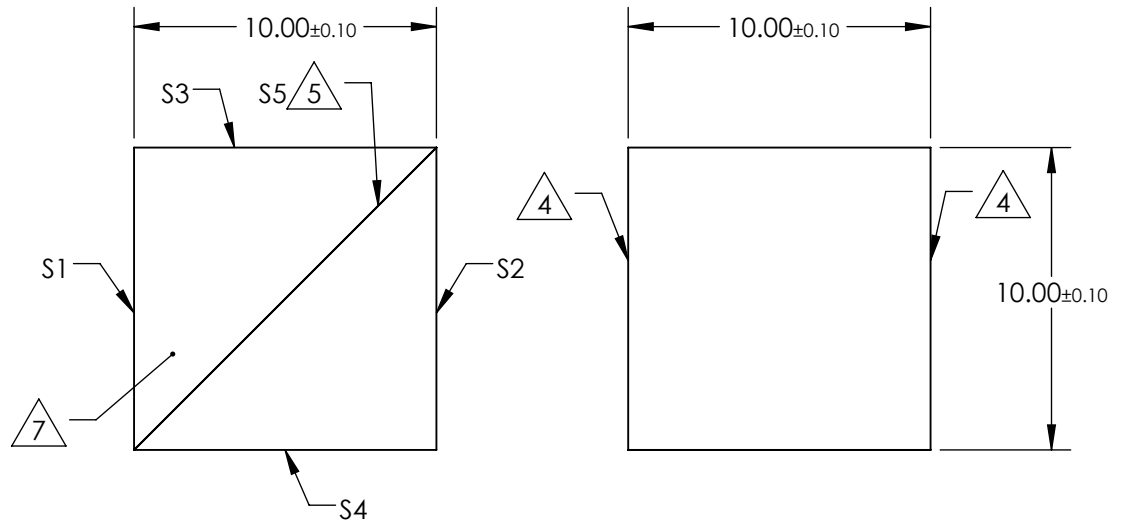


NOTES:

1. SUBSTRATE MATERIAL:
N-BK7
2. BEAM DEVIATION: ± 3 arcmin
3. COATING (APPLY ACROSS CLEAR APERTURE)

S1, S2, S3 & S4: R(abs) < 0.25% @ 850nm
 S5: Tp/Ts > 1000:1 @ 850nm
 TRANSMISSION > 95%
 REFLECTION > 99.5%

-  FINE GROUND SURFACE
-  ELEMENTS TO BE CEMENTED WITH NORLAND OPTICAL ADHESIVE 61
- 6. PROTECTIVE BEVEL AS NEEDED
-  MARK IDENTIFIES BEAMSPLITTER COATING RIGHT ANGLE PRISM



**FOR INFORMATION ONLY:
 DO NOT MANUFACTURE
 PARTS TO THIS DRAWING**

SPECIFICATIONS SUBJECT TO CHANGE WITHOUT NOTICE
 DIMENSIONS ARE FOR REFERENCE ONLY

	S1, S2, S3, S4	S5
SHAPE	PLANO	PLANO
SURFACE FLATNESS	$\lambda/4$	$\lambda/4$
SURFACE QUALITY	40-20	40-20
CLEAR APERTURE	90	90



ALL DIMS IN mm

 **Edmund Optics®**

TITLE

10mm, 850nm, LASER LINE POLARIZING CUBE
 BEAMSPLITTER

DWG NO

47781

SHEET
 1 OF 1