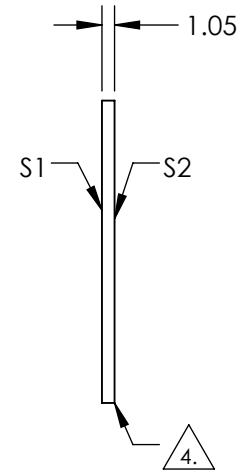
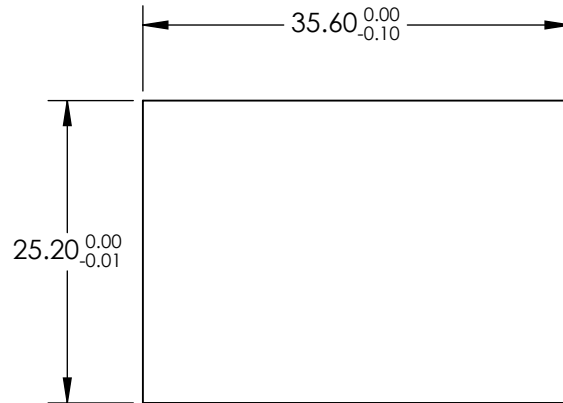
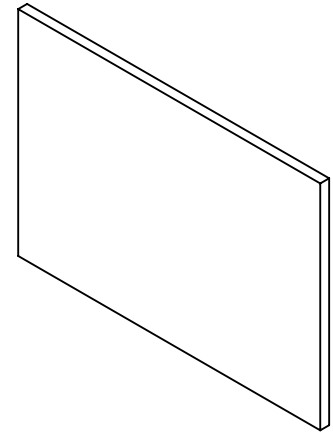


NOTES:

**FOR INFORMATION ONLY:  
DO NOT MANUFACTURE  
PARTS TO THIS DRAWING**

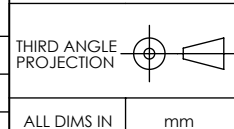
1. SUBSTRATE: UV FUSED SILICA
2. SURFACE S2 TO BE PARALLEL WITH SURFACE S1 TO WITHIN 3 arcsec
3. COATING SPECIFICATIONS APPLY ACROSS COATING APERTURE  
 S1: Dielectric  
 T(AVG) >90% FROM 857 - 1050  
 R(AVG) >98% FROM 635 - 805  
 S2: AR
4. FINE GRIND SURFACE
5. POWER, IRREGULARITY, AND SURFACE QUALITY SPECIFICATIONS APPLY ACROSS CLEAR APERTURE
6. TRANSMITTED WAVEFRONT DISTORTION @ 632.8nms:  $\leq \lambda/10$
7. ROHS COMPLIANT



SPECIFICATIONS SUBJECT TO CHANGE WITHOUT NOTICE  
DIMENSIONS ARE FOR REFERENCE ONLY

**EO**® **Edmund Optics**®

	S1	S2
SHAPE	PLANO	PLANO
SURFACE QUALITY	40-20	40-20
COATING APERTURE	HARD COATED	HARD COATED
BEVEL	PROTECTIVE AS NEEDED	PROTECTIVE AS NEEDED



TITLE	25.2 X 35.6mm, 850nm, HIGH PERFORMANCE FLUORESCENCE DICHROIC FILTER	
DWG NO	34749	SHEET 1 OF 1