

NOTES:

1. SUBSTRATE

FUSED SILICA

2. SURFACE S2 TO BE PARALLEL WITH S1 WITHIN < 3 ARCMIN

3. COATING (APPLY ACROSS CLEAR APERTURE)

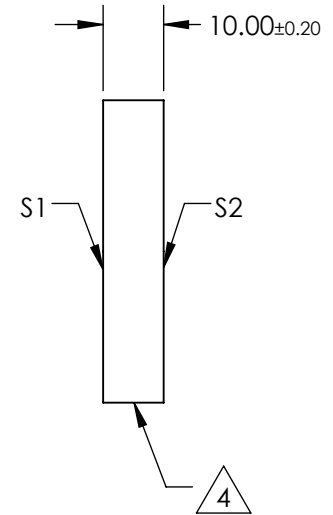
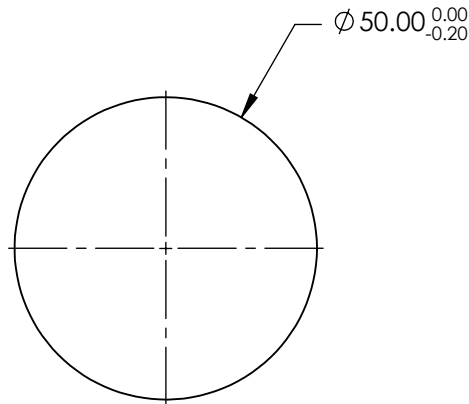
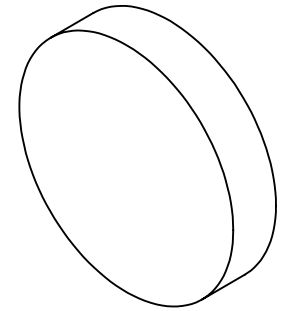
S1: Laser Mirror (266nm)
 R(ABS) >99.5% @ 266nm @ 45° AOI
 R(AVG) >99.5% @ 263 - 268nm @ 45° AOI
 DAMAGE THRESHOLD,
 PULSED: 2.5 J/cm² @ 266nm, 20ns, 20Hz
 CW: 1MW/cm² @ 266nm

S2: NONE

4. FINE GROUND SURFACE

5. POWER, IRREGULARITY, SURFACE QUALITY, AND COATING SPECIFICATIONS APPLY ACROSS CLEAR APERTURE

6. RoHS COMPLIANT



**FOR INFORMATION ONLY:
 DO NOT MANUFACTURE
 PARTS TO THIS DRAWING**

SPECIFICATIONS SUBJECT TO CHANGE WITHOUT NOTICE
 DIMENSIONS ARE FOR REFERENCE ONLY

	S1	S2
SHAPE	PLANO	PLANO
SURFACE FLATNESS	λ/10	N/A
SURFACE QUALITY	10 - 5	FINE GROUND
CLEAR APERTURE	Ø45	N/A
BEVEL	PROTECTIVE AS NEEDED	PROTECTIVE AS NEEDED

THIRD ANGLE PROJECTION

ALL DIMS IN mm

Edmund Optics®

TITLE: Ø50mm, 266nm, 45°, ND:YAG LASER LINE MIRROR

DWG NO: 63116

SHEET 1 OF 1