

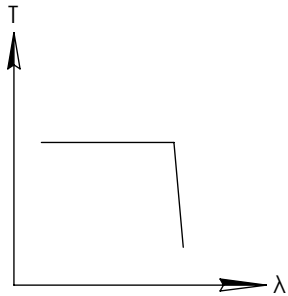
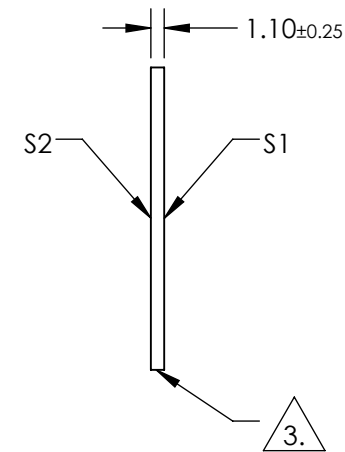

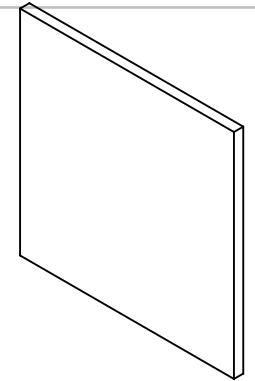
NOTES:

**FOR INFORMATION ONLY:
DO NOT MANUFACTURE
PARTS TO THIS DRAWING**

1. SUBSTRATE: BOROFLOAT®
2. COATING PERFORMANCE SPECIFICATIONS:
 T = 50% @ 710 ± 30nm
 T(AVG) > 85% @ 480 - 680nm
 T(AVG) < 10% @ 740 - 1200nm
 CUT-OFF WAVELENGTH: 710nm
 λ/4 MgF2 AR COATING ON BACK SURFACE

3. FINE GRIND SURFACE

4. POWER, IRREGULARITY, AND SURFACE QUALITY SPECIFICATIONS
 APPLY ACROSS CLEAR APERTURE
5. ROHS COMPLIANT



CUT-OFF FILTER

SPECIFICATIONS SUBJECT TO CHANGE WITHOUT NOTICE
 DIMENSIONS ARE FOR REFERENCE ONLY



	S1	S2	THIRD ANGLE PROJECTION		TITLE	25 x 25mm IR CUT-OFF FILTER	
SHAPE	PLANO	PLANO	ALL DIMS IN	mm	DWG NO	53711	SHEET 1 OF 1
SURFACE QUALITY	80-50	80-50			TITLE	25 x 25mm IR CUT-OFF FILTER	
BEVEL	PROTECTIVE AS NEEDED	PROTECTIVE AS NEEDED					