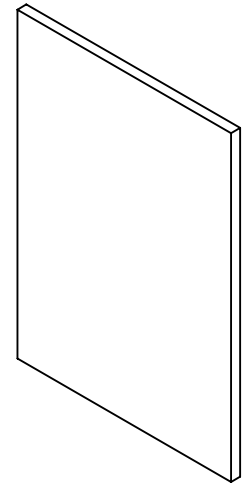


NOTES:

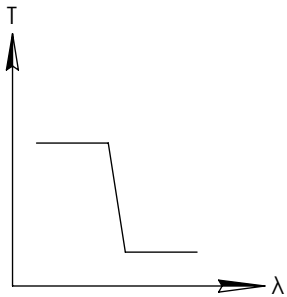
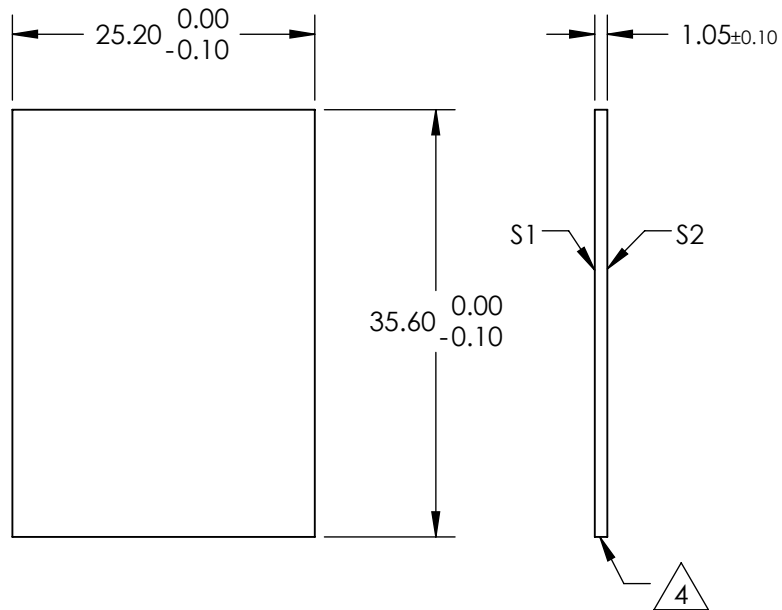
**FOR INFORMATION ONLY:
DO NOT MANUFACTURE
PARTS TO THIS DRAWING**

1. SUBSTRATE
 2. SURFACE S2 TO BE PARALLEL WITH SURFACE S1 TO WITHIN 5 arcsec
 3. COATING (APPLY ACROSS COATING APERTURE)
ENVIRONMENTAL DURABILITY:
PHYSICAL DURABILITY:
PERFORMANCE SPECIFICATIONS:
T(avg):>85% FROM 495 - 912nm FOR RANDOM POLARIZATION @ 45° AOI
T(abs): >85% FROM 495 - 912nm FOR ALL POLARIZATION @ 45° AOI
R(avg):>97% FROM 997 - 1235nm FOR RANDOM POLARIZATION @ 45° AOI
R(abs): >97% FROM 997 - 1235nm FOR ALL POLARIZATION @ 45° AOI
T(abs): = 50% 950nm @ 45° AOI
- S1: HARD COATED
S2: SINGLE LAYER MgF2



4 FINE GRIND SURFACE

5. POWER, IRREGULARITY, AND SURFACE QUALITY SPECIFICATIONS
APPLY ACROSS CLEAR APERTURE
6. TRANSMITTED WAVEFRONT DISTORTION RMS@ 632.8nm@ 1/4 λ
7. ROHS COMPLIANT

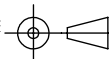


SHORTPASS FILTER

SPECIFICATIONS SUBJECT TO CHANGE WITHOUT NOTICE
DIMENSIONS ARE FOR REFERENCE ONLY

	S1	S2
SHAPE	PLANO	PLANO
SURFACE QUALITY	60-40	60-40
CLEAR APERTURE	22.0 x 32.0	22.0 x 32.0
COATING APERTURE	24.2 x 34.6	24.2 x 34.6
BEVEL	PROTECTIVE AS NEEDED	PROTECTIVE AS NEEDED

THIRD ANGLE
PROJECTION



ALL DIMS IN

mm

EO® **Edmund Optics**®

TITLE

950nm, 25.2 x 35.6mm, DICHROIC SHORTPASS
FILTER

DWG NO

86694

SHEET
1 OF 1