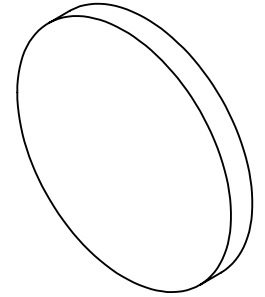


NOTES:

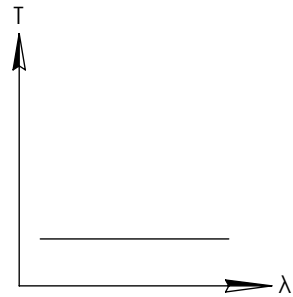
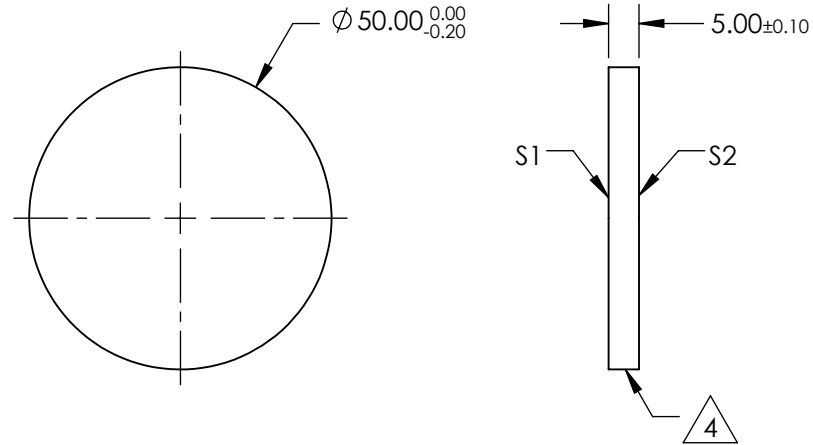
**FOR INFORMATION ONLY:  
DO NOT MANUFACTURE  
PARTS TO THIS DRAWING**



1. SUBSTRATE
2. SURFACE S2 TO BE PARALLEL WITH SURFACE S1 TO WITHIN 5 arcsec
3. COATING (APPLY ACROSS COATING APERTURE)  
OPTICAL DENSITY =  $2 \pm 10\%$  FROM 250 - 700  
S1: PROPRIETARY N.D.  
S2: NONE

4. FINE GRIND SURFACE

5. POWER, IRREGULARITY, AND SURFACE QUALITY SPECIFICATIONS  
APPLY ACROSS CLEAR APERTURE
6. TRANSMITTED WAVEFRONT DISTORTION P-V @ 632.8nm:  $\leq \lambda/4$
7. ROHS COMPLIANT



UV-VIS NEUTRAL DENSITY FILTER

SPECIFICATIONS SUBJECT TO CHANGE WITHOUT NOTICE  
DIMENSIONS ARE FOR REFERENCE ONLY

	S1	S2
SHAPE	PLANO	PLANO
SURFACE QUALITY	40-20	40-20
CLEAR APERTURE	Ø40	Ø40
COATING APERTURE	Ø40	Ø40
BEVEL	PROTECTIVE AS NEEDED	PROTECTIVE AS NEEDED

THIRD ANGLE PROJECTION

ALL DIMS IN

mm

**EO**® **Edmund Optics**®

TITLE

OD 2, Ø50mm, UV-VIS ND FILTER

DWG NO

62669

SHEET  
1 OF 1