


NOTES:

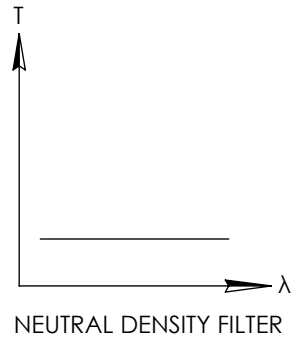
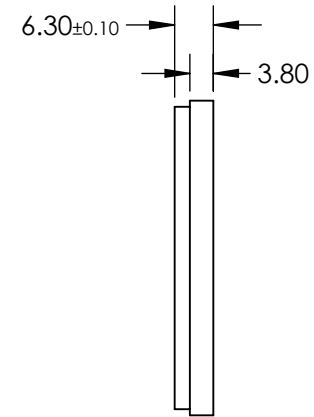
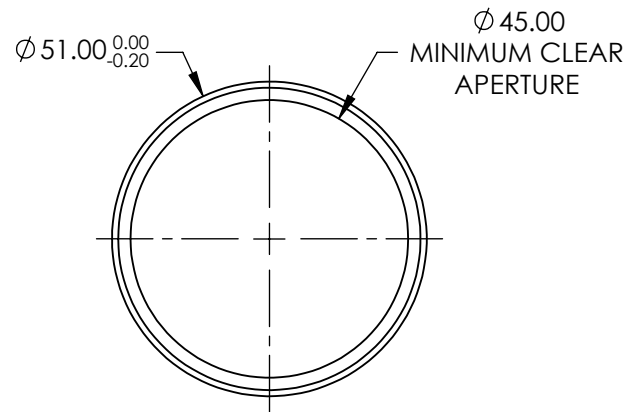
1. SUBSTRATE: ND FILTER GLASS
2. SURFACE S2 TO BE PARALLEL WITH SURFACE S1 TO WITHIN 5 arcsec

3. FINE GRIND SURFACE

4. POWER, IRREGULARITY, AND SURFACE QUALITY SPECIFICATIONS APPLY ACROSS CLEAR APERTURE



**FOR INFORMATION ONLY:  
DO NOT MANUFACTURE  
PARTS TO THIS DRAWING**



SPECIFICATIONS SUBJECT TO CHANGE WITHOUT NOTICE  
DIMENSIONS ARE FOR REFERENCE ONLY

	S1	S2
SHAPE	PLANO	PLANO
SURFACE QUALITY	80-50	80-50
CLEAR APERTURE	Ø45	Ø45
BEVEL	PROTECTIVE AS NEEDED	PROTECTIVE AS NEEDED



ALL DIMS IN mm

**EO**® **Edmund Optics**®

TITLE

OD 0.3, M49.0 X 0.75 MOUNTED ABSORPTIVE ND FILTER

DWG NO

54729

SHEET  
1 OF 1