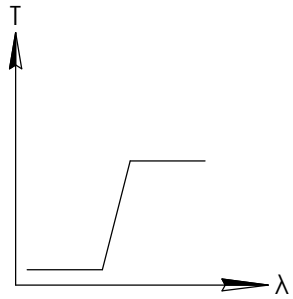
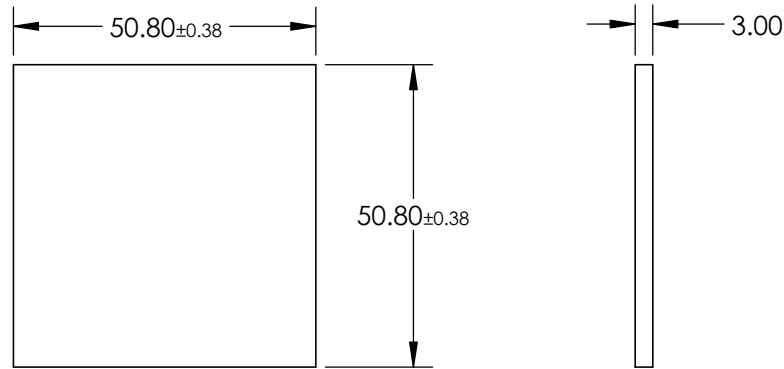
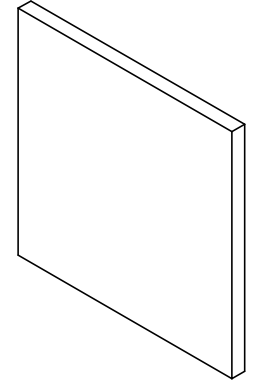


**FOR INFORMATION ONLY:
DO NOT MANUFACTURE
PARTS TO THIS DRAWING**



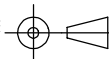
LONGPASS FILTER

SPECIFICATIONS SUBJECT TO CHANGE WITHOUT NOTICE
DIMENSIONS ARE FOR REFERENCE ONLY

REV. A	VALUE
SHAPE	PLANO
SPECTRAL TRANSMITTANCE $t_{ig}(\%)$	99
PASSBAND LIMIT λ_{p1} (nm)	400
CUT-OFF POSITION λ_c (nm)	300±6
STOPBAND LIMIT λ_s (nm)	250
WAVELENGTH	UV
BEVEL	PROTECTIVE AS NEEDED



THIRD ANGLE
PROJECTION



TITLE	50.8 x 50.8mm, N-WG-295 LONGPASS FILTER
DWG NO	46418
SHEET 1 OF 1	

ALL DIMS IN

mm