


NOTES:

**FOR INFORMATION ONLY:
DO NOT MANUFACTURE
PARTS TO THIS DRAWING**

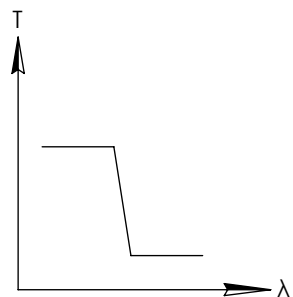
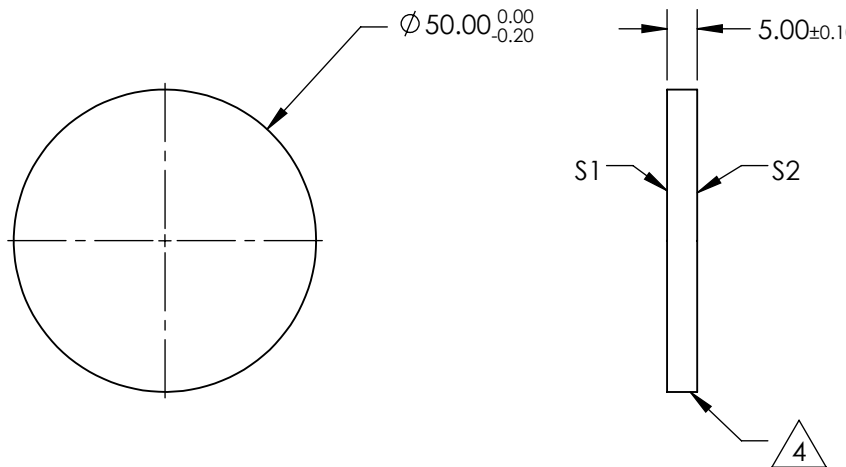


1. SUBSTRATE
2. SURFACE S2 TO BE PARALLEL WITH SURFACE S1 TO WITHIN ± 3 arcsec
3. COATING (APPLY ACROSS COATING APERTURE)
DURABILITY:
PERFORMANCE SPECIFICATIONS:
T(avg): $>85\%$ @ AOI 0° FROM 575 - 1200nm
T(avg): $<1\%$ @ AOI 0° FROM 1340 - 1625nm
T(avg): $=50\%$ FOR AOI 0° @ $1250 \pm 2\%$

S2: SINGLE LAYER MgF2

4. FINE GRIND SURFACE

5. POWER, IRREGULARITY, AND SURFACE QUALITY SPECIFICATIONS APPLY ACROSS CLEAR APERTURE
6. TRANSMITTED WAVEFRONT DISTORTION P-V @ $632.8\text{nm } 1/10 \lambda$
7. ROHS COMPLIANT

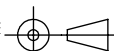


SHORTPASS FILTER

SPECIFICATIONS SUBJECT TO CHANGE WITHOUT NOTICE
DIMENSIONS ARE FOR REFERENCE ONLY

Rev. A	S1	S2
SHAPE	PLANO	PLANO
SURFACE QUALITY	40-20	40-20
CLEAR APERTURE	80%	80%
BEVEL	PROTECTIVE AS NEEDED	PROTECTIVE AS NEEDED

THIRD ANGLE PROJECTION



ALL DIMS IN

mm

EO® Edmund Optics®

TITLE

OD2, Ø50mm, 1250nm, SHORTPASS FILTER

DWG NO

84657

SHEET
1 OF 1