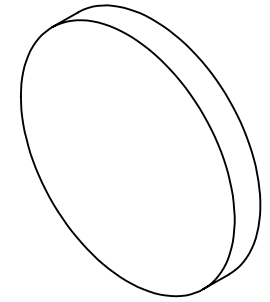


**FOR INFORMATION ONLY:
DO NOT MANUFACTURE
PARTS TO THIS DRAWING**



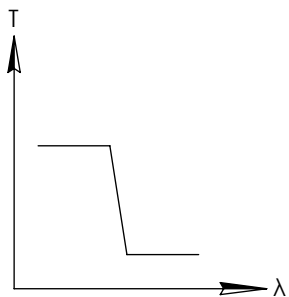
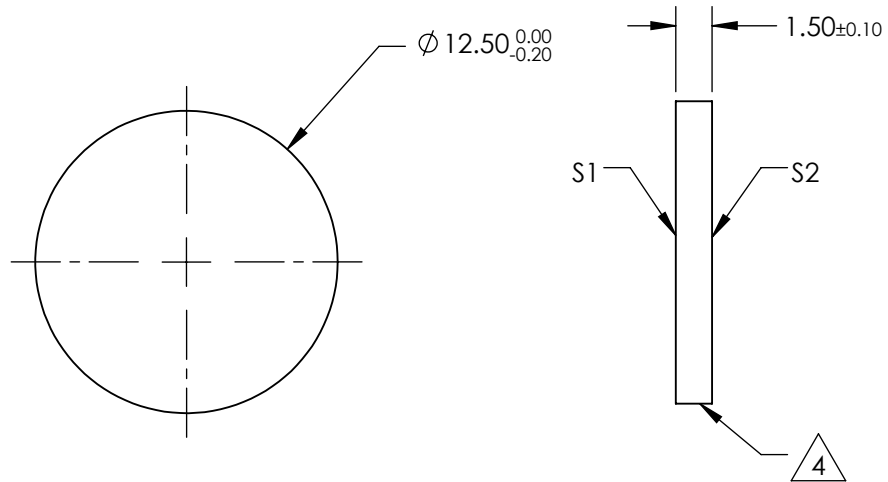
NOTES:

1. SUBSTRATE
2. SURFACE S2 TO BE PARALLEL WITH SURFACE S1 TO WITHIN ± 3 arcsec
3. COATING (APPLY ACROSS COATING APERTURE)
DURABILITY:
PERFORMANCE SPECIFICATIONS:
T(avg): $>85\%$ @ AOI 0° FROM 400 - 655nm
T(avg): $<1\%$ @ AOI 0° FROM 700 - 875nm
T(avg): $\approx 50\%$ FOR AOI 0° @ 675nm $\pm 2\%$

S2: SINGLE LAYER MgF2

 FINE GRIND SURFACE

5. POWER, IRREGULARITY, AND SURFACE QUALITY SPECIFICATIONS
APPLY ACROSS CLEAR APERTURE
6. TRANSMITTED WAVEFRONT DISTORTION P-V @ 632.8nm $1/10 \lambda$
7. ROHS COMPLIANT



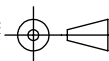
SHORTPASS FILTER

SPECIFICATIONS SUBJECT TO CHANGE WITHOUT NOTICE
DIMENSIONS ARE FOR REFERENCE ONLY

Rev. A	S1	S2
SHAPE	PLANO	PLANO
SURFACE QUALITY	40-20	40-20
CLEAR APERTURE	Ø10	Ø10
BEVEL	PROTECTIVE AS NEEDED	PROTECTIVE AS NEEDED

 **Edmund Optics®**

THIRD ANGLE PROJECTION



TITLE

OD2, Ø12.5mm, 675nm, SHORTPASS FILTER

ALL DIMS IN

mm

DWG NO

64597

SHEET
1 OF 1