

TECHSPEC® LARGE FORMAT TELECENTRIC LENS

#62-903 • 111mm WD • 0.9X

Our TECHSPEC® Large Format Telecentric Lenses have been designed to maximize small pixels over a large format area scan sensor or line scan array. These highly telecentric lenses produce unparalleled levels of contrast, yielding maximum image quality with the highest degree of measurement accuracy. Designed with the lowest f/#'s in the industry, these lenses achieve the superior light collection required to solve many of today's applications. A locking iris prevents unintentional lens adjustments in high vibration environments.



Primary Magnification:	0.9X
Working Distance¹:	111mm
Depth of Field²:	±0.65mm at f10 (20% @ 20 lp/mm)
Length:	210.7mm
Filter Thread:	M62 x 0.75
Max. Sensor Format:	28.7mm
Camera Mount:	M42 x 1.0 (6.56mm)

Telecentricity:	<0.1°
Distortion:	<0.1%
Aperture (f/#):	f/6 - f/22, lockable
Object Space NA:	0.045
No. of Elements (Groups):	10 (7)
AR Coating:	425-675nm BBAR
Weight:	<400g

Sensor Size	1/2.5"	1/2"	1/1.8"	2/3"	Sony 2/3"*	1"	1" Sq †	4/3"	28.7mm**
Field of View ³	6.3mm	7.1mm	8.0mm	9.8mm	9.4mm	14.2mm	12.5mm	20.1mm	31.9mm

1. From front of housing 2. Image space MTF contrast 3. Horizontal FOV on standard 4:3 sensor format
 Specifications subject to change

*6:5 aspect ratio

† 1:1 aspect ratio

**Linear Array

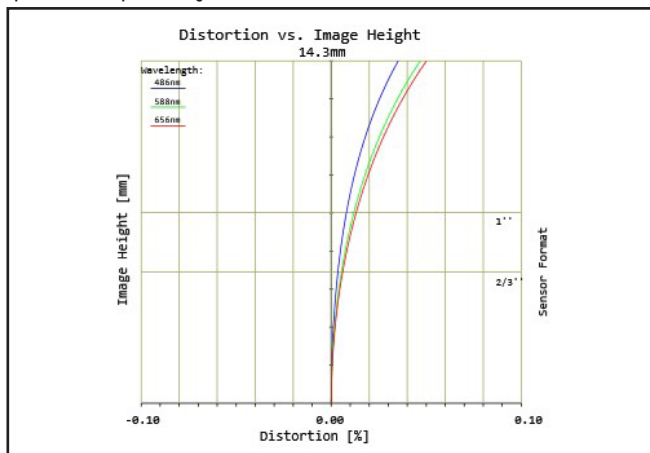


Figure 1: Distortion at the maximum sensor format. Positive values correspond to pincushion distortion, negative values correspond to barrel distortion.

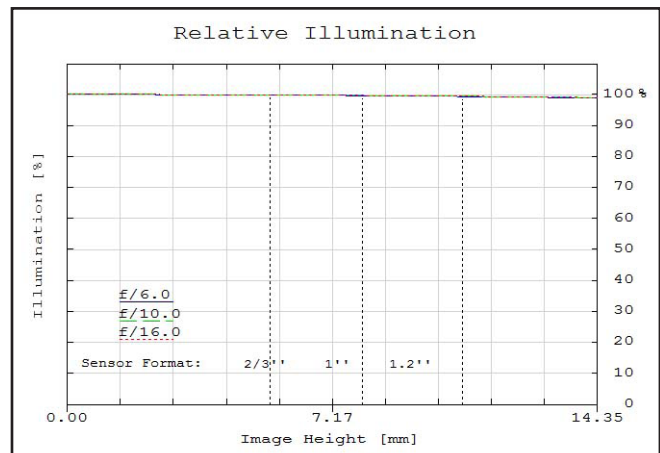


Figure 2: Relative illumination (center to corner)

In both plots, field points corresponding to the image circle of common sensor formats are included. Plots represent theoretical values from lens design software. Actual lens performance varies due to manufacturing tolerances.

**TECHSPEC® LARGE FORMAT
TELECENTRIC LENS**
#62-903 • 111mm WD • 0.9X

MTF & DOF: f/6.0
WD: 111mm

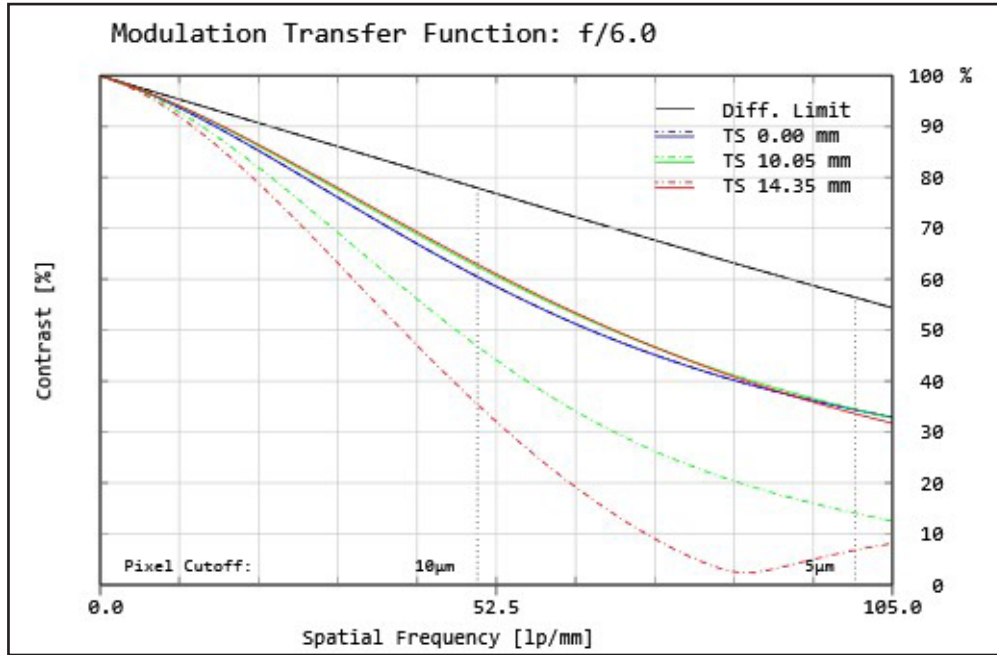


Figure 3: Image space polychromatic diffraction FFT Modulation Transfer Function (MTF) for $\lambda = 486\text{nm}$ to 656nm . Included are Tangential and Sagittal values for field points on center, at 70% of full field and at the maximum sensor format. Solid black line indicates diffraction limit determined by $f/\#$ -defined aperture. Frequencies corresponding to the Nyquist resolution limit of pixel sizes are indicated.

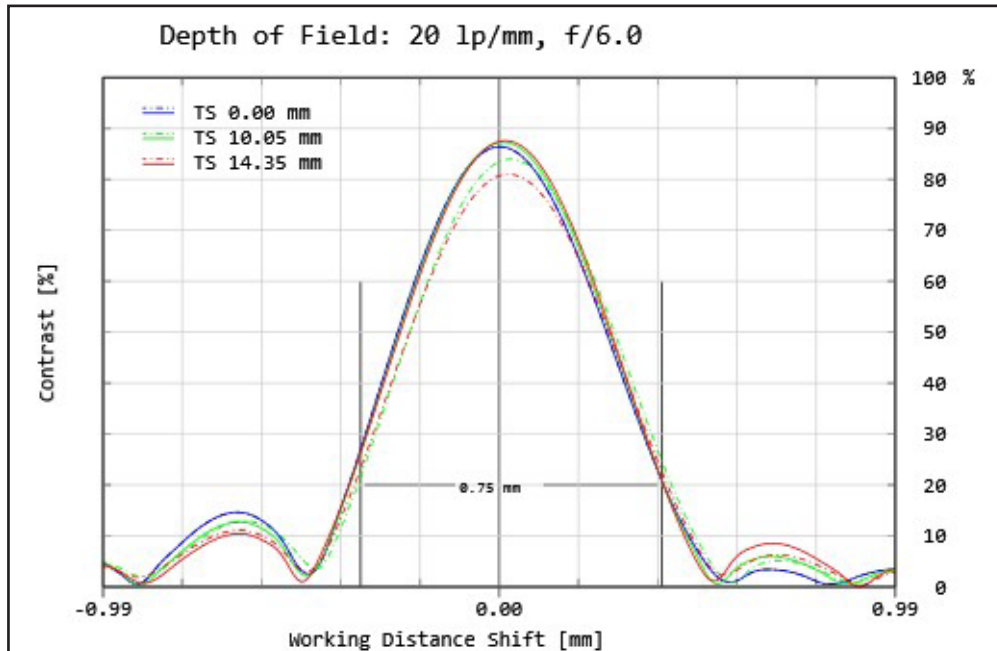


Figure 4: Polychromatic diffraction through-focus MTF at 20 linepairs/mm (image space). Contrast is plotted to two times the focus distance. Note object spatial frequency changes with working distance.

Plots represent theoretical values from lens design software. Actual lens performance varies due to manufacturing tolerances.

**TECHSPEC® LARGE FORMAT
TELECENTRIC LENS
#62-903 • 111mm WD • 0.9X**

**MTF & DOF: f/10.0
WD: 111mm**

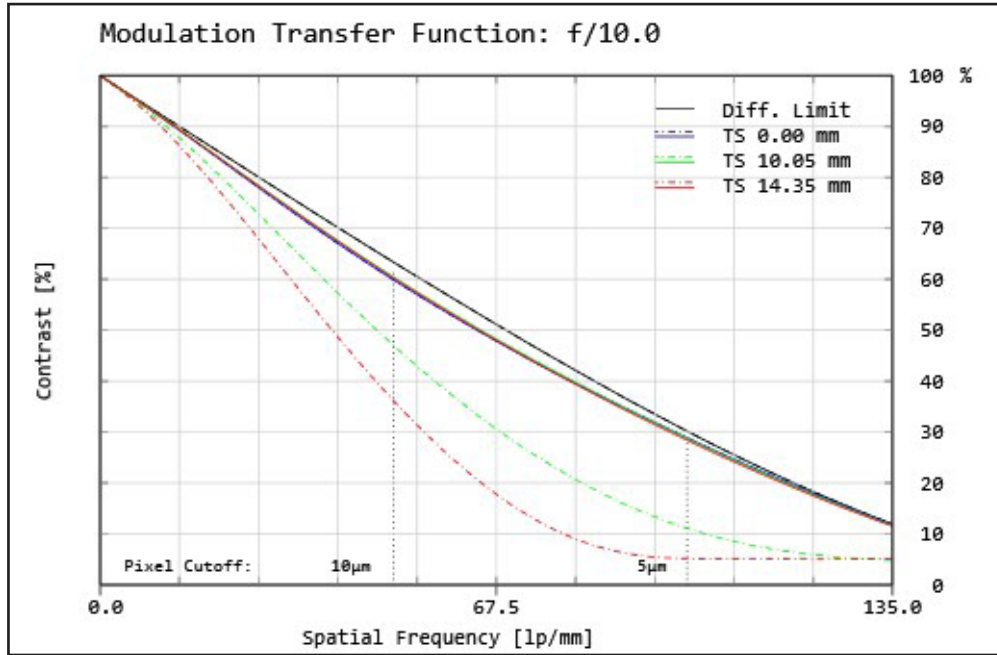


Figure 5: Image space polychromatic diffraction FFT Modulation Transfer Function (MTF) for $\lambda = 486\text{nm}$ to 656nm . Included are Tangential and Sagittal values for field points on center, at 70% of full field and at the maximum sensor format. Solid black line indicates diffraction limit determined by $f/\#$ -defined aperture. Frequencies corresponding to the Nyquist resolution limit of pixel sizes are indicated.

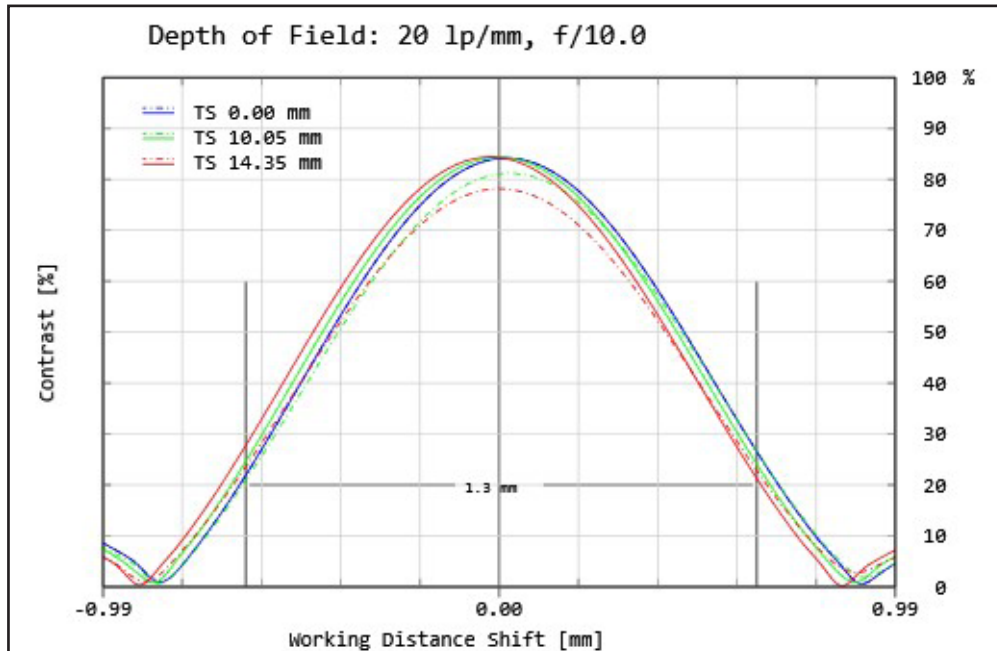


Figure 6: Polychromatic diffraction through-focus MTF at 20 linepairs/mm (image space). Contrast is plotted to two times the focus distance. Note object spatial frequency changes with working distance.

Plots represent theoretical values from lens design software. Actual lens performance varies due to manufacturing tolerances.